

www.shacman.com



Wechat



Corporate Website



Facebook

The pictures and texts are only for publicity, and the final inter-pretation right belongs to SHAAKXI HEAVY DUTY AUTOMOBILE IMPORT &EXPORT CO.,LTD



DELIVERY IN MOTION

As you are in the business of distribution, delivery and logistics, you demand continuous vehicle availability in order to serve your customers on time. SHACMAN X5000 series trucks, with its robust chassis and powertrains, provide the productivity you need for today's competitive logistic & distribution environment. Every X5000 from SHACMAN is ready to be integrated with tailored services to keep your business in motion.

Whatever you need, X5000 series has you covered. The X5000 series offers more; from more reliable and economical power combination, user-friendly cab design, to better maintenance service for the whole vehicle and parts tailored to your line of work.



X5000

SHACMAN X5000 series is renowned for excellent reliability and low fuel consumption, and known for applying lightweight measures but meeting rigorous safety requirements. We've boosted the vehicle's economy performance in every aspect, especially in customized powertrain development, to maximize productivity without concerns of driving in urban transportation and other operation environments. All the vehicles we made offer an outstanding economy performance.

In other words, X5000 series will help you get the most from your investment - giving equal attention to your vehicles, your business and your drivers. With delivery solutions beyond ordinary.

CONTENTS

Productivity

The right specifications and the right technology, complemented by comprehensive services important to your fleet's uptime. It all adds up to an excellent combination for distribution productivity.




Reliable partner

Top-class fuel economy and low emissions, with Euro 5, Euro 6 engines, renewable fuels to help achieve optimal fuel efficiency and environmental friendly performance.



Driver focus

Your drivers are important to your brand and your business. We build X5000 series comfortable and driver-oriented vehicles to help them stay focused on the job. We combined maneuverability, excellent field of view and easily managed powertrain to reduce driving fatigue.



Dedicated services

We provide everything you need to grow and prosper, backed up by the dedicated SHACMAN's extensive service network team. The whole life cycle service guarantees efficient attendance rate for your business growth.



Specifications

The X5000 has a wide range of applications, and we have made the specification details public to help customers better understand the truck's situation.



OUTSTANDING UPTIME

Since we use a unique modular design concept, upgraded powertrain that create high performance and long service cycle are shared throughout our range of powertrains, chassis, and cabs. This makes our X5000 more reliable, more productive and more fuel-efficient.

Running a business is more than just about buying the right vehicles. Our vehicles are supported by comprehensive services that are essential to your fleet's uptime. We offer the technical expertise, accessibility and high parts availability to ensure our trucks are ready to work 24/7.

Designed for the driver. We also believe in building vehicles that strongly appeal to drivers and help them to stay alert and focused on the job, we believe this is the formula for productivity. Moreover, intelligent networking Telematics system helps both the driver and the terminal acquire real-time monitoring data about every aspect of the vehicle. We not only care about one vehicle's operation, but also advise you on fleet management.

We have so many ways to keep your business moving forward.



PRODUCTIVITY

01 Superior powertrain

Powered by WEICHAİ & CUMMINS engines, FAST transmission, and HANDE axle. Customized powertrain development to realize a wide range of engine displacements, matched multiple Euro emission standards.



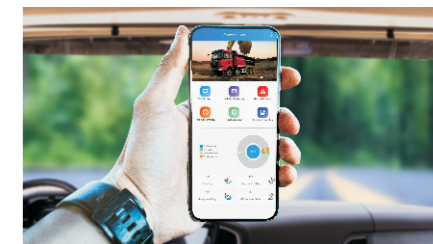
02 Fuel economy

Thanks to the efficient transmission, it results in minimal energy loss and thus reduced fuel consumption.



03 Telematics network

Fuel consumption analysis, driving behavior analysis, vehicle monitoring, mileage statistics. An all-round systematic tool for you to have full control over the whole process of your business.




04 Driver partner

Sedan-like interiors, pneumatic operated seats, panoramic windshield, surround dashboard, four-point air suspension system and transverse shock absorber gives off a driving feeling of extreme comfort and smoothness.



WALK THE TALK — HERE AND NOW

X5000 has been the benchmark in both fuel economy and driving protection.



“First prize of National Prize for Progress in Science and Technology”, 19 fuel saving technologies, 55 oil saving patents, 14 power transmission technologies. Behind the numbers, we made great efforts and a number of tests on how to achieve high economy performance throughout the whole development process; from new powertrain, light-weight drive axle, to intelligent driver assistance system.

Safe driving is the bare essential for any vehicle user. On the X5000, we upgrade the safety configuration in a comprehensive way for both drivers and pedestrians. Imagine you are driving a family vehicle on the road with little concerns about the rest except your destination; that is the driving experience we are trying to provide.

RELIABLE PARTNER



Imagine the reality of day-to-day deliveries: quick drops, getting in and out, goods loading and unloading. Over and over again.





Reliability, durability, driver comfort and safety are the X5000 strengths. Maneuverability, excellent cab view and an easily managed powertrain combine to reduce driver effort and fatigue in the distribution business.

Imagine stepping onto the slip resistant wide boarding steps and taking hold of the easy-to-grab handles, easing into a fully pneumatic adjustable seat behind the fold-away steering wheel. Moreover, the curved dashboard puts everything in sight, within an arm's reach and easy to operate.

DRIVER FOCUS

PUT YOURSELF IN THE DRIVER'S SEAT



-  Reliability
-  Durability
-  Driver Comfort
-  Safety

With protective and preventive safety features all around, it is a true comfort zone on every level.

In a nutshell, this is an optimal workplace, designed for comfort and action. It's ideal for multi-drop distribution in busy cities, but also suited for heavy duty transits in building and construction.

DEDICATED SERVICES

ALL WE MAKE, FOR YOUR CONCERNS

We meet your changing needs with dedicated services. Whether you own one vehicle or one hundred, SHACMAN's services deliver value, reliability, and high uptime – giving you an excellent return on your investment.

When you need us to change the vital parts, tailor your maintenance program, train your drivers to save fuel and offer high-efficient attendance, we have corresponding solutions to keep your business moving forward.



We approach to you with customized services to minimize your concerns about your fleet and every single vehicle running your business. Various solutions led by TCO of products plus whole progress of customer management, jointly safeguard your business operation. Because we are professionals dedicated to the success to your business.



Life is not a race,
but a journey to be
savored each step
of the way.

Every step we take, we make sure every detail of X5000, from R&D to actual driving experience, to satisfy needs and concerns of your business as much as we can.



SPECIFICATIONS
TRAILERS



X5000 Trailer Truck						
Drive		4X2		6X4		
GCW(t)		45		50	55	90
Main configuration	Cab	Type	Extended high roof/Extended flat roof			
		Suspension	Air/Hydraulic suspension			
		Seat	Air main seat/Hydraulic main seat			
		Air conditioner	Electric automatic constant temperature AC Single cooling A/C			
	Engine	Model	WP12.460E50	M10E5 460 WP12.460E50	WP13.550E501 M13.560	WP13.550E501 M13.560
		Emmission Standard	EURO V	EURO V	EURO V	EURO V
		Rated Power (hp)	460	460/460	550/560	550/560
	Transmission	Model	SF16JZ260A/12JSDX240TA	SF16JZ260A/12JSDX240TA	SF16JZ260A/12JSDX240TA	SF16JZ260A/12JSDX240T
	Axle	Front axle	7.5t	7.5t	7.5t	9.5t
		Rear axle	13t single-stage	13t double-stage	13t single-stage	16t double-stage
		Ratio	3.7	3.866	3.364	4.266
	Chassis	Dimension (mm)	(940-850) × 300 (single-layer 8)	(940-850)×300 (single-layer 8)	(940-850)×300 (single-layer 8)	(940-850)×300 (8+5)
		Wheel base (mm)	3600/3800	3200	3175+1400	3175+1400
		Fuel tank	600L /700+300aluminum alloy	600L aluminum alloy	600L aluminum alloy	600L aluminum alloy
		Tire	315/80R22.5	315/80R22.5	315/80R22.5	315/80R22.5/12.00R20
		Suspension	Front - few leaf springs Rear - air suspension	Front and rear few leaf springs	Front and rear multi-leaf springs	Front and rear multi-leaf springs
		Saddle	L50/L90/JOST 50/JOST 90	L50/L90/JOST 50/JOST 90	L50/L90/JOST 50/JOST 90	L50/L90/JOST 50/JOST 90
Applicable condition	Applicable road condition		High-speed, high-grade highways			Paved road
	Economic/Max speed (km/h)		60-85/120	60-85/110	65-95/120	50-70/100
Basic equipment		Electric filp cab, multi-function steering wheel, power glass lift, Air main seat,electric heated mirrors, maintenance-free 180Ah battery,ABS				
Options		Fiberglass bumper, aluminum alloy gas cylinder				

SPECIFICATIONS
DUMPERS



X5000 Dump Truck							
Drive			6x4		8x4		
GCW (t)			50		70		
					90		
Main configuration	Cab	Type	Extended flat roof/Middle-length flat roof				
		Suspension	Hydraulic suspension				
		Seat	Air/Hydraulic main seat				
		Air conditioner	Electric automatic constant temperature AC;Single cooling A/C				
	Engine	Model	M10E5 385/WP12.400E50	M10E5 460/WP12.460E50	WP13.550E501/M13E5 560		
		Emmission standard	EURO V		EURO V		
		Rated power (hp)	385/400		460		
	Transmission	Model	12JSD200TA-B+QH50	12JSDX220TA-B+QH50	12JSDX240TA-QH70 13JSDX240T-QH50		
	Axle	Front axle	9.5t				
		Rear axle	16t double-stage				
		Ratio	5.92		5.262		
	Chassis	Dimension (mm)	850×300 (8+7)			850×320 (8+7+8)	
		Wheel base (mm)	3775+1400		1800+3775+1400		
		Wheel overhang (mm)	850		1000		
		Fuel tank	400L aluminum alloy		600L aluminum alloy		
		Tire	12.00R20			315/80R22.5/12.00R20	
		Suspension	Front and rear multi-leaf springs				
	Tipper container		5600×2300×1500		7400×2300×1500		
Applicable condition	Applicable road condition		Muddy and potholed roads with steep grades			Mostly paved pavement, a small amount of unpaved pavement	
	Economic/Max speed (km/h)		40-55/75		45-60/85		
Basic equipment			Electric window lifter,water tank protection railing				
Options			Third-level board pedal, central locking				

SPECIFICATIONS

Cement mixer truck



<div>X5000</div> Cement Mixer				
Drive			6X4	8X4
GCW(t)			35	50
Main configuration	Cab	Type	Extended flat roof/Middle-length flat roof	
		Suspension	Air suspension/Hydraulic suspension	
		Seat	Air/Hydraulic main seat	
		Air condition	Electric automatic constant temperature AC Single cooling A/C	
	Engine	Model	WP10.336E53/M10E5 385	WP12.375E50/M10E5 385
		Emmission standard	EURO V	
		Rated power (hp)	336/385	375/385
	Transmission	Model	12JSD160TA	12JSD200TA-B
	Axle	Front axle	7.5t	
		Rear axle	16t double-stage	
		Ratio	5.262	5.262
	Chassis	Dimension (mm)	850×300（8+7）	
		Wheel base (mm)	3775+1400	1800+2975+1400
		Fuel tank	400L aluminum alloy	
		Tire	315/80R22.5/12.00R20	315/80R22.5/12.00R20
		Suspension	Front and rear multi-leaf springs	
Mixer (m³)		10	12	
Applicable condition	Applicable road condition		Highways, paved roads	
	Economic/Max speed (km/h)		40-55/80	45-60/85
Basic equipment			Electric window lifter, central-control lock (dual remote control)	
Options			Electric and heated mirrors, power-to-flip, oil-bath air filter, 360° view, dark interior	

